

# ” Lotus M Sand ”



↑ 12 Pa

🔥 6 kW

↻ 4-10 kW

🏠 30 - 120 m<sup>2</sup>

Mg/M<sup>3</sup> 24





🔄 1,8 kg

📊 82%





M1 Sand

 392 kg  
 1143 mm  
 560 mm  
 560 mm  
 938 mm




M2 Sand

 487 kg  
 1453 mm  
 560 mm  
 560 mm  
 938 / 1248 mm



M3 Sand

 583 kg  
 1763 mm  
 560 mm  
 560 mm  
 938 / 1248 / 1558 mm



M4 Sand

 583 kg  
 1763 mm  
 560 mm  
 560 mm  
 1248 / 1558 mm





-  487 kg
-  1453 mm
-  560 mm
-  560 mm
-  1248 mm

M-Jubilee Sand